

GE
Lighting Solutions

Tetra miniMAX

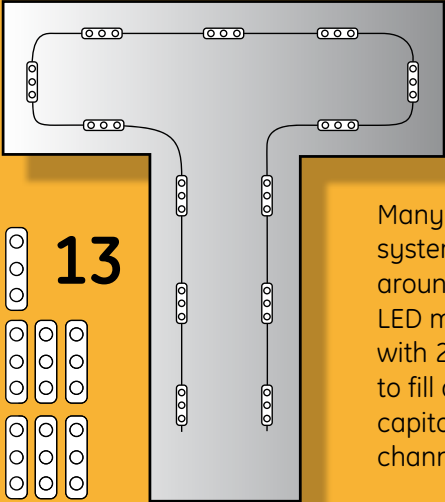
LED Lighting System for *Small* channel letters



imagination at work

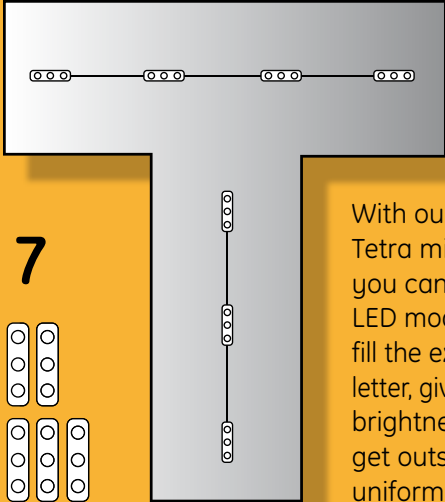
Why use **two rows** when you **only need one**?

Others



Many LED systems use around **13** LED modules with 2 rows to fill a 5 inch, capitol "T" channel letter.

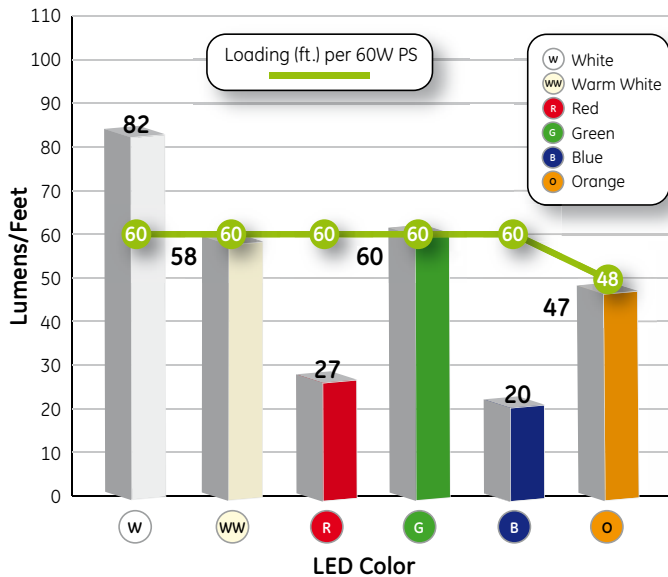
New Tetra[®] miniMAX



With our new Tetra miniMAX, you can use **7** LED modules to fill the exact same letter, give up some brightness, and get outstanding uniformity with less modules!

Use one row, not two! Tetra miniMAX stretches stroke spacing to an impressive 9 inches in a 4-inch depth channel and still maintains impressive light uniformity on the channel letter face. It protects your customers' brand image while reducing product costs and saving you installation time.


Tetra[®] miniMAX Performance



Tetra

OptiLens™

While protecting each LED against moisture, humidity and corrosion, the real value of our unique optical lens technology, OptiLens, is that it maximizes the LED performance by capturing otherwise wasted light and redirects it towards the face of the channel letter.



Building GE Reliability into Every Sign

Reliability matters! That's why we rigorously test our designs, components, products and processes to ensure that every Tetra LED Lighting System performs brilliantly for years. With over 20 million linear feet of Tetra LED Lighting Systems installed around the globe, you can rely on GE's performance to last the long haul.



Components

SKU	Description	Package Quantity
GEMM71-1	Tetra miniMAX 7100K	100 ft (30.48 m)/box (250 modules)
GEMM50-1	Tetra miniMAX 5000K	100 ft (30.48 m)/box (250 modules)
GEMM41-1	Tetra miniMAX 4100K	100 ft (30.48 m)/box (250 modules)
GEMM32-1	Tetra miniMAX 3200K	100 ft (30.48 m)/box (250 modules)
GEMMRD-1	Tetra miniMAX Red	100 ft (30.48 m)/box (250 modules)
GEMMBL-1	Tetra miniMAX Blue	100 ft (30.48 m)/box (250 modules)
GEMMGL-1	Tetra miniMAX Green	100 ft (30.48 m)/box (250 modules)
GEMMPO-1	Tetra miniMAX Orange	100 ft (30.48 m)/box (250 modules)
9409	18 AWG Supply Wire (0.82 mm ²)	500 ft./spool (152.4 m)
191600041	22-14 AWG Twist-On Wire Connectors (0.33 – 2.08 mm ²)	500/PK
192160004	18-14 AWG In-line Connectors (IDC) (0.82 – 2.08 mm ²)	500/PK

Technical Specifications

Color	Wavelength Color Temp.	Typical Brightness (lumens/module)	Typical Brightness (lumens/ft.)	Energy Consumption (Strip/Module)	Energy Consumption (System/Module)	Power Supply Loading 60W	Viewing Angle
Tetra miniMAX White	7100K, 5000K	33	82	0.38	0.46	60ft. (150 modules)	150°
Tetra miniMAX Warm White	4100K, 3200K	23	58	0.38	0.46	60ft. (150 modules)	150°
Tetra miniMAX Red	625nm	11	27	0.39	0.47	60ft. (150 modules)	150°
Tetra miniMAX Blue	467nm	8	19	0.39	0.47	60ft. (150 modules)	150°
Tetra miniMAX Green	530nm	24	60	0.39	0.47	60ft. (150 modules)	150°
Tetra miniMAX Orange	606nm	19	48	0.48	0.59	48ft. (120 modules)	150°

Specification Item	Specification															
LEDs/Module	3															
Module/ft.	2.5															
Cutting Resolution	Cut on wire between every module															
Power Supply	GEPS12-20 Input: 90-264VAC; Output: 12VDC GEPS12-60-NA Input: 108-305VAC; Output: 12VDC GEPS12-60-GL Input: 108-305VAC; Output: 12VDC GEPS12W-60 Input: 90-264VAC; Output: 12VDC GEPS12D-60U Input: 90-305VAC; Output: 12VDC GEPS12-180U Input: 90-305VAC; Output: 12VDC															
Maximum Supply Wire Limits	<table border="1"> <thead> <tr> <th>60W & 180W</th> <th>20W</th> <th>Supply Wire Gauge</th> </tr> </thead> <tbody> <tr> <td>30 ft. (9.14m)</td> <td>120 ft. (36.60 m)</td> <td>18 AWG (0.82mm²) supply wire -- 9409</td> </tr> <tr> <td>50 ft. (15.24m)</td> <td></td> <td>16 AWG (1.31mm²) supply wire</td> </tr> <tr> <td>80 ft. (24.38m)</td> <td></td> <td>14 AWG (2.08mm²) supply wire</td> </tr> <tr> <td>120 ft. (36.58m)</td> <td></td> <td>12 AWG (3.31mm²) supply wire</td> </tr> </tbody> </table> <p><i>Wiring to be installed in accordance with Article 725 of the National Electric code (NEC).</i></p>	60W & 180W	20W	Supply Wire Gauge	30 ft. (9.14m)	120 ft. (36.60 m)	18 AWG (0.82mm ²) supply wire -- 9409	50 ft. (15.24m)		16 AWG (1.31mm ²) supply wire	80 ft. (24.38m)		14 AWG (2.08mm ²) supply wire	120 ft. (36.58m)		12 AWG (3.31mm ²) supply wire
60W & 180W	20W	Supply Wire Gauge														
30 ft. (9.14m)	120 ft. (36.60 m)	18 AWG (0.82mm ²) supply wire -- 9409														
50 ft. (15.24m)		16 AWG (1.31mm ²) supply wire														
80 ft. (24.38m)		14 AWG (2.08mm ²) supply wire														
120 ft. (36.58m)		12 AWG (3.31mm ²) supply wire														
Operating Environment	-40 °C to +60 °C															
Module Dimensions (h x l x w)	0.31 x 1.89 x 0.47 in. (8 x 48 x 12 mm)															
Sign Dimensions	For best results, recommended sign depth is 1.5 inches (38mm) or greater															
Warranty	GE offers a limited system warranty of up to five (5) years															
System Certifications	UL Recognized #E219167, UL Classified #E229508, CSA Approved #216319, CE, C-tick, IP66 rated: separate enclosure required, damp location rated															



GE Lighting Solutions • 1-888-MY-GE-LED • www.gelightingsolutions.com
1-888-69-43-533

GE Lighting Solutions, LLC is a subsidiary of the General Electric Company. Tetra is a trademark of GE Lighting Solutions, LLC. The GE brand and logo are trademarks of the General Electric Company. © 2012 GE Lighting Solutions, LLC. Information provided is subject to change without notice. All values are design or typical values when measured under laboratory conditions.